

Contact details:

Company:

CS INSTRUMENTS

Address:

Zindelsteiner Str. 15 78052 VS Tannheim

Contact person:

Martin Huber

Email:

info@cs-instruments.com

Phone:

07705 978990

logo:

**Auditor:**

CS Instruments Audit

Wolterdinger Str. 13 78052 Villingen

Blessing Thomas

t.blessing@cs-instruments.com**Project master data**

Import date

CO2 emissions:

1.16 lbs/kWh

Cost calculation basis:

Energy costs [70%]

Specific power:

0.0034 kWh / CF

Compressed air costs

0.34 \$ / 1000 CF

Electricity price:

0.1 \$ / kWh

Annual working hours:

8760 h

Result:

No. of leakages:

6

Improvements:

No. of leakages fixed:

2

Percentage:

33.33 %

Total leakage rate:

4,14 cfm

Reduced leakage rate:

3,495 cfm

84.42 %

Total costs per Year:

739,83 \$

Reduced costs per Year:


624,57 \$

Total CO2 emissions per Year:

3,92 tons


Reduced CO2 emissions per Year:

3,31 tons




LeakTag: 1
Building - Place: Building 2 - Show room
Date Time: 16.04.2021 13:22:24
Leakage rate: 0,1 cfm
Costs per Year: 17,87 \$
Total CO2 emissions per Year: 0,09 tons
Priority: low
Comment: quick coupler

Leak repair under pressure? Yes
Failure: Pressure regulator
Spare part:
Measure: No action
Note:
Status:
solved at:
solved by:



LeakTag: 2
Building - Place: Building 2 - Show room
Date Time: 16.04.2021 13:23:54
Leakage rate: 0,382 cfm
Costs per Year: 68,26 \$
Total CO2 emissions per Year: 0,36 tons
Priority: high
Comment:


Leak repair under pressure? Yes
Failure: Demo leak
Spare part:
Measure: close valve
Note:
Status:
solved at: 16.04.2021
solved by: TB



LeakTag: 3
Building - Place: Building 2 - Show room
Date Time: 16.04.2021 17:01:10
Leakage rate: 3,113 cfm
Costs per Year: 556,31 \$
Total CO2 emissions per Year: 2,95 tons
Priority: high
Comment:


Leak repair under pressure? Yes
Failure: Demo leak
Spare part: none
Measure: close valve
Note: closed after demonstration
Status:
solved at: 16.04.2021
solved by: TB






LeakTag: 4
Building - Place: Building 2 - Show room
Date Time: 16.04.2021 13:28:53
Leakage rate: 0,291 cfm
Costs per Year: 52 \$
Total CO2 emissions per Year: 0,28 tons
Priority: mid
Comment:

Leak repair under pressure? No
Failure: push in fitting
Spare part:
Measure: reseal
Note:
Status:
solved at: 16.04.2021
solved by: TB



LeakTag: 5
Building - Place: Building 2 - Show room
Date Time: 16.04.2021 13:29:59
Leakage rate: 0,089 cfm
Costs per Year: 15,9 \$
Total CO2 emissions per Year: 0,08 tons
Priority: low
Comment:

Leak repair under pressure? No
Failure: Quick coupling
Spare part:
Measure: Seal the thread
Note:
Status:
solved at:
solved by:



LeakTag: 6
Building - Place: Building 2 - Show room
Date Time: 16.04.2021 13:32:36
Leakage rate: 0,165 cfm
Costs per Year: 29,49 \$
Total CO2 emissions per Year: 0,16 tons
Priority: mid
Comment:

Leak repair under pressure? No
Failure: Flange connection
Spare part: DN 20
Measure: Change seal
Note:
Status:
solved at:
solved by:



Result:

No. of leakages: 6
Total leakage rate: 4,14 cfm
Total costs per Year: 739,83 \$
Total CO2 emissions per Year: 3,92 tons

Improvements:

No. of leakages fixed: 2
Reduced leakage rate: 3,495 cfm
Reduced costs per Year: 624,57 \$
Reduced CO2 emissions per Year: 3,31 tons

Percentage:

33.33 %
84.42 %