



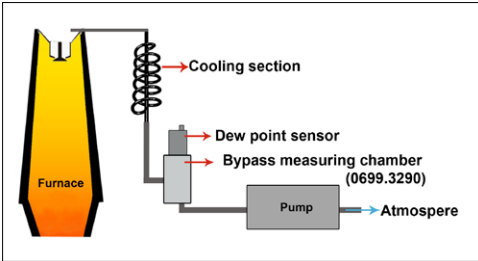
Accessories FA 500/510/515



DESCRIPTION	ORDER NO.
Diffusion-tight PTFE hose Ø 0.2 inch with quick-lock coupling length 40 inch	0554 0003
Diffusion-tight PTFE hose Ø 0.2 inch, length 40 inch	0554 0008



DESCRIPTION	ORDER NO.
Cooling section made of stainless steel	0699 3291
<ul style="list-style-type: none"> • 8 mm stainless steel tube wound as a spiral. • With the cooling section, process gases from ovens etc. can be cooled from high temperatures to a sensor-compatible temperature of about 122 °F temperature drops below the dew point to be avoided. 	



DESCRIPTION	ORDER NO.
Suction pump max. 0.032 CFM, 2.9 psi for DP 510	0554 6520



DESCRIPTION	ORDER NO.
Quick-lock coupling 1/4" - G 1/2" male thread	0530 1101



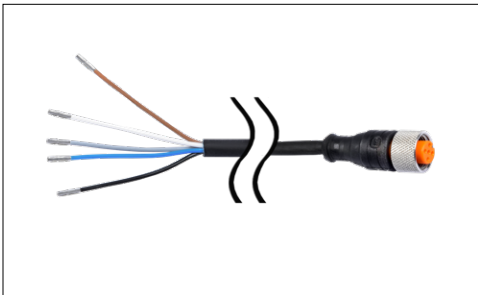
DESCRIPTION	ORDER NO.
Control and calibration set 11.3% RH	0554 0002
Control and calibration set 33% RH	0554 0004
Control and calibration set 75.3% RH	0554 0005
<ul style="list-style-type: none"> • Control and calibration sets provide a defined humidity over a saturated saline solution • The control and calibration set is screwed onto the dew point sensor and thus enables a simple and inexpensive control and calibration option down to - 4°F dew point on site 	



Accessories FA 500/510/515



DESCRIPTION	ORDER NO.
Dry container for CS dew point sensors	0699 2500
<ul style="list-style-type: none"> Ensures sensor protection and quick adaption time. Recommended for storage of mobile sensors 	



DESCRIPTION	ORDER NO.
Connection cable for VA/FA series, 16 ft	0553 0104
Connection cable for VA/FA sensors, 32 ft	0553 0105
Connection cable for VA/FA series, 65 ft	0553 0120
Connection cable for VA/FA series, 16 ft shielded	0553 0129
Connection cable for VA/FA series, 32 ft shielded	0553 0130
Cable for alarm/pulse output, with M12 plug, 16 ft	0553 0106
Cable for alarm/pulse output, with M12 plug, 32 ft	0553 0107



DESCRIPTION	ORDER NO.
M12 plug for FA 500/510/515	0 2000 0082
M12 plug 90° angled	0219 0060



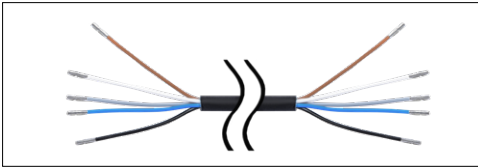
DESCRIPTION	ORDER NO.
Adapter plug FA 515 / Michell easidew valve connector DIN 43650 form C 0.3 inch	0 2000 1389



DESCRIPTION	ORDER NO.
Ethernet connection cable length 16 ft, M12 plug x-coded (8 pin) to RJ 45 plug	0553 2503
Ethernet connection cable length 32 ft, M12 plug x-coded (8 pin) to RJ 45 plug	0553 2504



Accessories FA 550



DESCRIPTION	ORDER NO.
Connection cable 16 ft with open ends	0553 0108
Connection cable 32 ft with open ends	0553 0109



DESCRIPTION	ORDER NO.
PNG cable screwing - for standard	0553 0552

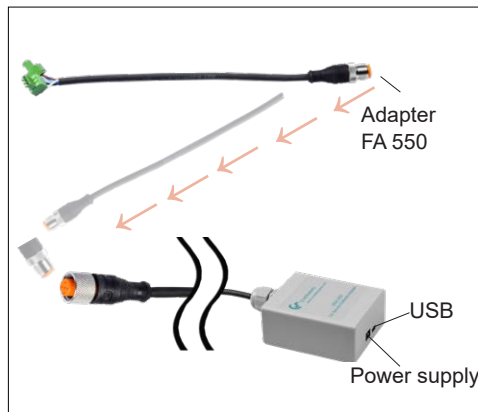
Accessories for all FA 5xx



DESCRIPTION	ORDER NO.
Mains unit in wall housing for maximum 2 sensors of the series VA/FA 5xx, 100-240 V, 23 VA, 50-60 Hz / 24 VDC, 0.35 A	0554 0110



DESCRIPTION	ORDER NO.
AC adapter plug 100-240 VAC /24 VDC for VA/FA 5xx	0554 0109



DESCRIPTION	ORDER NO.
CS Service Software incl. PC connection set, USB connection and interface adapter to the sensor	0554 2007



Measuring chambers



DESCRIPTION	ORDER NO.
Standard measuring chamber for compressed air	0699 3390
<ul style="list-style-type: none"> • Applicable for 29...232 psi • Process connection: Plug nipple NW 7.2 (Parker series 26) or G 1/4" female thread when using without plug nipple • Sensor connection: G 1/2" female thread • Gives 0.071...0.11 CFM of process air to the environment • The copper capillary relaxes the compressed air and prevents the backflow of moisture from the ambient air into the measuring chamber 	



DESCRIPTION	ORDER NO.
Stainless steel measuring chamber for compressed air up to 50 bar (G thread)	0699 3292
Stainless steel measuring chamber for compressed air up to 50 bar (NPT thread)	0699 3294
<ul style="list-style-type: none"> • Applicable for 29...725 psi • Process connection: 1/4" female thread • Sensor connection: 1/2" female thread • Gives 0.07...0.1 CFM of process air to the environment 	



DESCRIPTION	ORDER NO.
High pressure measuring chamber for compressed air up to 5076 psi	0699 3590
<ul style="list-style-type: none"> • Applicable for 30...5076 psi • Process connection: G 1/4" female thread • Sensor connection: G 1/2" female thread • Emits 0.07...0.1 CFM of process air to the environment via a fine nozzle • Via the high-pressure valve, the amount of air for sampling can be adjusted individually depending on the pressure level. The process air is released to the environment via the sinter filter 	



DESCRIPTION	ORDER NO.
Stainless steel bypass measuring chamber for dew point measurement in gases under pressure (G thread)	0699 3290
Stainless steel bypass measuring chamber for dew point measurement in gases under pressure (NPT thread)	0699 3295
<ul style="list-style-type: none"> • Applicable for -1...7252 psi • Process connection: 1/4" female thread gas inlet and 1/4" female thread gas outlet • Sensor connection: 1/2" female thread • The flow of at least 0.071 CFM of gas must be ensured by the customer 	




DESCRIPTION	ORDER NO.
Standard measuring chamber for compressed air 7.2 quick connect	0699 3390
Standard measuring chamber for compressed air NPT 1/2"	0699 3393
<ul style="list-style-type: none"> • Applicable for 29...232 psi • Process connection: NPT 1/2" female thread, or NPT 1/4" External thread for use without adapter • Sensor connection: NPT 1/2" female thread • Gives 0.071...0.11 CFM of process air to the environment • The copper capillary relaxes the compressed air and prevents the backflow of moisture from the ambient air into the measuring chamber 	



Measuring chambers



DESCRIPTION	ORDER NO.
Measuring chamber for atmospheric dew point	0699 3690
<ul style="list-style-type: none">• Applicable for 2...232 psi• Process connection: Plug nipple NW 7.2 (Parker series 26) or G 1/4" female thread when using without plug nipple• Sensor connection: G 1/2" female thread• Gives 0.071...0.11 CFM of process air to the environment• The throttle valve in front of the measuring chamber relaxes the compressed air to atmospheric pressure in the measuring chamber. The manometer integrated in the measuring chamber indicates the overpressure to the atmosphere	



DESCRIPTION	ORDER NO.
Measuring chamber for granulate dryers and gases	0699 3490
<ul style="list-style-type: none">• Applicable for -14.5...232 psi• Process connection: Plug connection for 0.24 inch hose at inlet and outlet or G 1/4" female thread when using without plug connections• Sensor connection: G 1/2" female thread• The flow of at least 0.071CFM of air / gas must be ensured by the customer	